

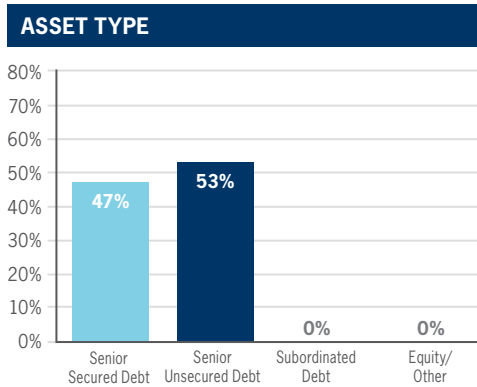
# TRILOMA EIG ENERGY INCOME FUND

**Q3 FACT SHEET**  
September 30, 2017

**Triloma EIG Energy Income Fund** (Perpetual Fund) seeks to achieve its investment objective to primarily provide shareholders with current income; as secondary investment objectives, the Perpetual Fund will seek to provide capital preservation and, to a lesser extent, long-term capital appreciation.

## Portfolio Composition

Data is calculated as a percentage of fair value of the total portfolio and will change over time.

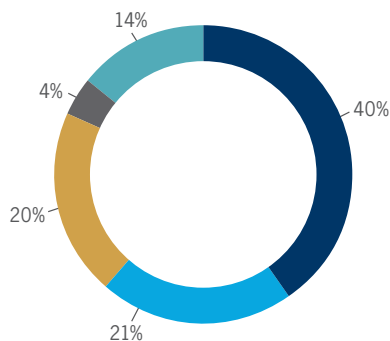


RATE SUMMARY	
Floating Rate	30%
Fixed Rate	70%

INVESTMENT STRATEGIES	
Proprietary Originations	26%
Opportunistic	2%
Syndicated/Other	72%

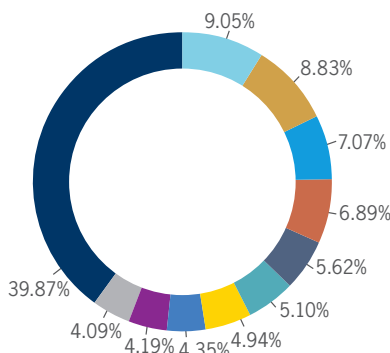
GEOGRAPHIC WEIGHTING	
United States	90%
International	10%

## SECTOR WEIGHTING



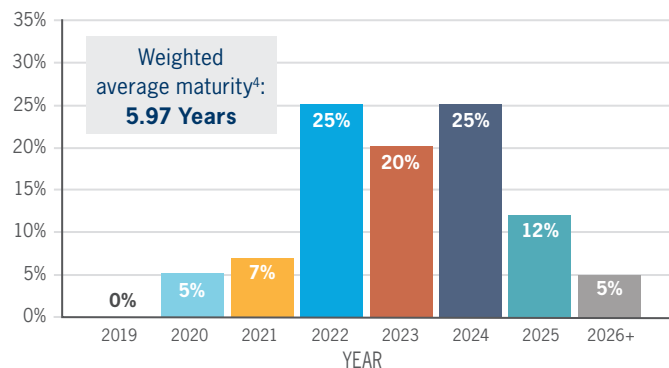
- Upstream – 40%**  
Find, develop and extract energy
- Power – 21%**  
Electricity generation, transmission and distribution
- Midstream – 20%**  
Gather, process, store and transmit energy resources
- Downstream – 4%**  
Refine, market and distribute refined energy resources
- Renewables – 14%**  
Production of alternative energy resources

## TOP 10 HOLDINGS<sup>3</sup>



- Panda Hummel..... 9.05%
- Sabine Pass Liquefaction .. 8.83%
- Aethon United ..... 7.07%
- Felix Investments Holdings .. 6.89%
- New Age Ltd ..... 5.62%
- Enviva Partners..... 5.10%
- Northeast Natural Energy.. 4.94%
- NRG Yield Operating..... 4.35%
- NRG Energy ..... 4.19%
- AES Corporation ..... 4.09%
- Other Holdings..... 39.87%
- TOTAL.....100%**

## MATURITY SCHEDULE



## Key Facts

**ANNUALIZED DISTRIBUTION RATE<sup>1</sup>**  
(Based on public offering price)  
7.25% paid monthly

**ADVISOR AND SUBADVISOR**  
Triloma Energy Advisors (Triloma) and EIG Credit Management Company (EIG)

**FUND STRUCTURE**  
Unlisted closed-end fund

**MINIMUM INVESTMENT**  
\$5,000

**PRICING**  
Weekly

**OFFERING PERIOD**  
Continuous Offering

**SHARE REPURCHASE PROGRAM<sup>2</sup>**  
Quarterly tender offer based on net asset value; up to 20% of shares per year.

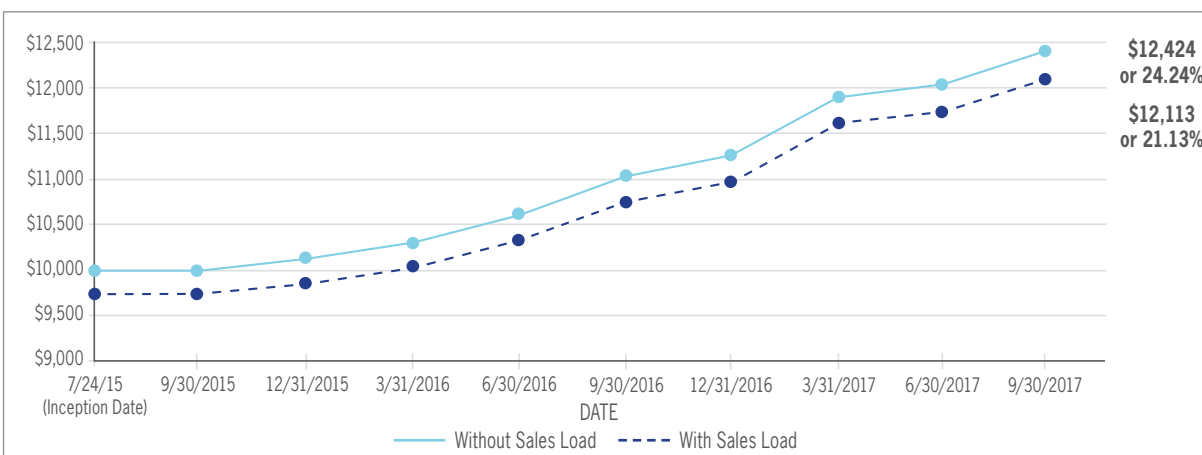
**LEVERAGE**  
17.29% Loan to Value

**TAX REPORTING**  
Form 1099

**AS OF SEPTEMBER 30, 2017, UNLESS OTHERWISE NOTED. PRESENTED FOR INFORMATIONAL PURPOSES ONLY. PAST PERFORMANCE IS NOT A GUARANTEE OF FUTURE RESULTS.** Due to rounding, totals may not equal 100%. An investment in the fund involves a high degree of risk and may be considered speculative. Investors are advised to consider the investment objectives, risks, and charges and expenses of the fund carefully before investing. Source of data: Triloma Energy Advisors.

<sup>1</sup> As of November 2017. The current annualized distribution rate is calculated by dividing the annualized distributions by the current public offering price; the current public offering price can be found at Trilomaenergy.com. The fund's distributions will be funded from unlimited amounts of offering proceeds or borrowings, which could constitute a return of capital and reduce the amount of capital available to the fund for investment. There is no assurance that distributions will be sustained at current levels. <sup>2</sup> Subject to Board Approval. Although the Fund has implemented a share repurchase program, it may be discontinued at any time, and only a maximum of 5 percent of Shares outstanding per quarter are eligible for repurchase at one time. <sup>3</sup> An investment in the fund will not provide a direct ownership interest in the companies presented herein. Triloma and EIG are not affiliated with any of the companies listed herein. For additional information pertaining to portfolio valuation, please refer to the prospectus. For the purposes of determining the portfolio's top ten, securities of the same issuer are aggregated. <sup>4</sup> The weighted average maturity is the average number of years to maturity of the fund's holdings and is subject to prepayments and call dates, which may shorten the maturity. A longer weighted average maturity generally implies greater volatility in response to interest rate changes.

## GROWTH OF A \$10,000 INVESTMENT<sup>5,6</sup>



## SHAREHOLDER RETURNS (As of 9/30/17)<sup>6</sup>

### Total Return (Without Sales Load)

YTD .....	<b>9.31%</b>
1 year .....	<b>12.42%</b>
3 year (annualized).....	n/a
5 year (annualized).....	n/a
Since inception (annualized) <sup>7</sup> .....	<b>10.77%</b>

### Total Return (Cumulative)

Without sales load since inception <sup>7</sup> .....	<b>24.24%</b>
With sales load since inception <sup>7</sup> .....	<b>21.13%</b>
Cumulative cash distribution per share since inception <sup>7</sup> .....	<b>\$3.72</b>



**ENERGY ASSETS**  
focusing on hard assets  
and long useful lives<sup>8</sup>



**INCOME FOCUS**  
potentially mitigates  
inflation risk<sup>8</sup>



**GLOBAL DIVERSIFICATION**  
through privately  
originated debt<sup>8</sup>

To learn more about how energy assets may fit into your portfolio, please contact your financial advisor for a prospectus.

**Financial advisors are invited to contact the dealer manager, Triloma Securities, member FINRA/SIPC, at 888-773-3526.**

<sup>5</sup> This chart illustrates the growth of a hypothetical \$10,000 investment in the fund's common shares based on market price with all distributions reinvested from July 24, 2015 to September 30, 2017. Hypothetical performance figures are presented gross and net of loads and are based on an initial investment of \$10,000 on July 24, 2015, at \$25 per share. The hypothetical sales load used to calculate net returns is equal to the maximum load charged to any shareholder. The Dealer Manager may, at its discretion, waive all or a portion of the sales load for certain investors. Upon redemption, market conditions may cause the actual values to be more or less than the values shown. <sup>6</sup> Past performance is not a guarantee of future results. Shareholder returns are the total returns an investor received for the highlighted period taking into account all distributions paid during such period, compounded monthly. The calculations assume that the investor purchased shares at the public offering price, with or without sales load, at the beginning of the applicable period and reinvested all distributions in accordance with the fund's distribution reinvestment plan and sold the entire investment position at the net asset value per share on September 30, 2017. The performance calculations shown without the sales load are higher than if such sales load had been included. <sup>7</sup> Inception date is July 24, 2015. <sup>8</sup> These reflect certain highlights of the offering and should not be construed as the investment objectives. These highlights are not guarantees, predictions or projections of future performance and there is no assurance they will be met.

### RISK FACTORS

An investment in the common shares ("Shares") of the Triloma EIG Energy Income Fund (the "Fund") is not suitable for investors if they need access to the money they invest. Shareholders should consider that they may not have access to the money they invest for an indefinite period of time. Unlike investors in most closed-end funds, shareholders should not expect to be able to sell their Shares regardless of how the Fund performs. Although the Fund has implemented a share repurchase program, it may be discontinued at any time, and only a maximum of 5 percent of Shares outstanding per quarter are eligible for repurchase at one time. The Fund's distributions may be supported by sources other than cash flow from operations, and any capital returned to shareholders through distributions will be distributed after payment of fees and expenses. Distributions are funded in part from EIG's payment of certain Fund expenses that will be subject to future repayment by the Fund, thus reducing the amounts available for distribution to future shareholders. EIG may discontinue paying certain Fund expenses in the future, which could adversely affect the Fund's future distributions. Because the fund is recently organized with limited operating history, its Shares have limited pricing or performance history. If a shareholder is unable to sell his or her Shares, the shareholder will be unable to reduce his or her exposure in any market downturn. The Fund does not intend to list its Shares on any securities exchange and does not expect any secondary market to develop in the Shares in the foreseeable future, which makes them inherently illiquid.

The Fund's investments in various types of debt securities and instruments may be secured, unsecured, rated and unrated, are subject to non-payment risk, and may be speculative in nature. Investments in senior secured debt present additional risks, including a higher risk of default than with investment-grade bonds. Increases in interest rates may cause the Fund's investments in fixed rate debt securities to decline in price. Investments in floating rate debt securities typically fluctuate in line with interest rates. A decrease in interest rates may cause the Fund's investments in floating rate debt securities to decline in price. The Fund's investments in energy companies expose the Fund to risks associated with adverse economic, environmental or regulatory occurrences affecting the energy sector, a higher volatility of the market and a downturn in the energy sector could have a larger impact on the Fund than on funds that are broadly diversified across many sectors and industries.

This material must be read in conjunction with the offering document in order to fully understand the implications and risks involved in the offering. The information is based on sources and data believe to be reliable, but Triloma cannot guarantee the accuracy, adequacy or completeness of such information.

A registration statement relating to the common stock of the Fund was filed with and has been declared effective by the U.S. Securities and Exchange Commission (SEC). This is not an offer. The offering of the Fund's common stock can be made solely by means of a written prospectus forming part of the effective registration statement. **The prospectus and its supplements, which contain important information about the Fund, can be obtained upon request and without charge by writing to the Fund at 201 N. New York Ave., Suite 200, Winter Park, FL 32789, by calling the Fund collect at 407-636-7115, or by visiting [trilomaenergy.com/perpetual](http://trilomaenergy.com/perpetual). Prospective investors should read the prospectus and its supplements carefully before investing. Investors are advised to consider the investment objectives, risks, charges and expenses of the Fund carefully before investing. The prospectus contains this and other information about the Fund. There can be no assurance that the Fund will achieve its investment objectives.**